

SITRAIN - DIGITAL INDUSTRY ACADEMY

Guide for Registration

This guide will help you to register on the SITRAIN website for Germany.

www.siemens.de/sitrain-germany

Registration/Login

If you would like to book a course on the SITRAIN website for the first time, or access your personal learning environment "MyTraining", you will need to register.

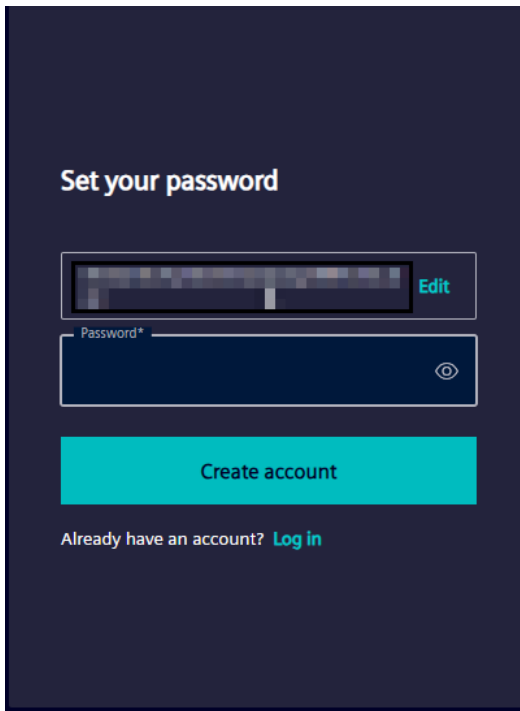
If you have already registered on the SITRAIN website, you can log in by entering your e-mail address and password ("Log in").

If you are not yet registered, please follow the instructions below.

Select "Register" to enter your data. An input mask will appear in which you should enter your e-mail address, surname and first name.

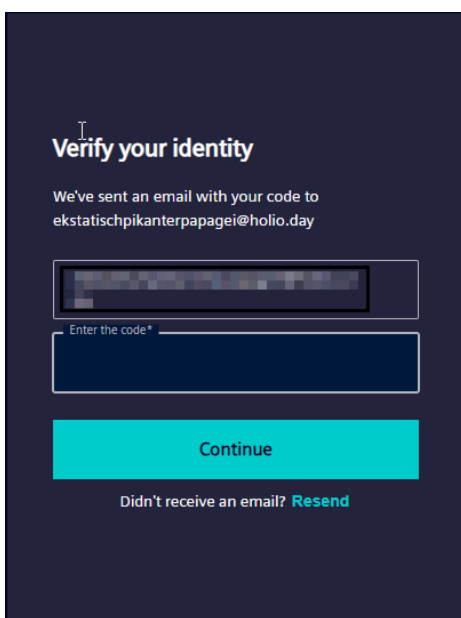
The image displays two screenshots of the SITRAIN website interface. The left screenshot shows the 'Log in' page with a 'Create one' link highlighted in a red box. A red arrow points from this link to the 'Create account' page on the right. The 'Create account' page has fields for 'First name*', 'Last name*', and 'Email address*', a checkbox for terms and conditions, and a 'Continue' button.

After agreeing to the terms of use, continue by clicking on the “Continue” button, set your password and click on the “Register” button.



The screenshot shows a dark-themed registration screen titled "Set your password". At the top, there is a text input field with a blurred value and an "Edit" button to its right. Below this is a "Password*" input field with a toggle icon (an eye) on the right. A large teal button labeled "Create account" is centered below the password field. At the bottom, there is a link: "Already have an account? [Log in](#)".

Once you have entered all your details, you will receive an e-mail in your mailbox with a code to confirm your identity.



The screenshot shows a dark-themed verification screen titled "Verify your identity". Below the title, it says "We've sent an email with your code to `ekstatischpikanterpapagei@holio.day`". There is a text input field with a blurred value. Below it is a "Enter the code*" input field. A large teal button labeled "Continue" is centered below the code field. At the bottom, there is a link: "Didn't receive an email? [Resend](#)".

Please check your e-mail inbox for a corresponding message. You will usually receive this message within a few minutes.

If you have not received a message after 15 minutes, please check the e-mail address you have entered during registration or your spam folder.

SIEMENS

2024-09-02

Verify your email address

To make your Siemens ID account more secure and allow access to the applications, please use the code provided below on the SiemensID registration process to validate your email address. A confirmation message will appear subsequently.

Your verification code is: **406646**

If verification is not completed and registration is aborted, a new verification code will be sent at the next login attempt.

Contact us

Please do not reply to this e-mail, as we are unable to respond from this e-mail address.

Siemens Aktiengesellschaft: Chairman of the Supervisory Board: Jim Hagemann Snabe; Managing Board: Roland Busch, Chairman, President and Chief Executive Officer; Cedrik Neike, Matthias Rebellius, Ralf P. Thomas, Judith Wiese; Registered offices: Berlin and Munich, Germany; Commercial registries: Berlin-Charlottenburg, HRB 12300, Munich, HRB 6684; WEEE-Reg.-No. DE 23691322

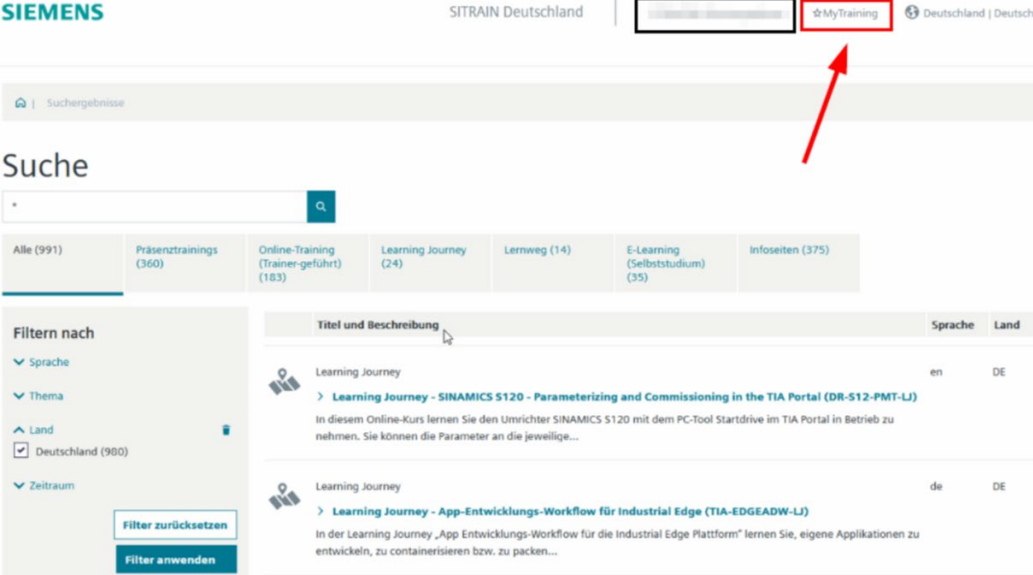
[siemens.com](https://www.siemens.com) [Global Website](#)

© Siemens 1996 - 2024

Once registration has been successfully completed, you will automatically be redirected to the SITRAIN website.

Note: No additional email confirming your registration will be sent.

You can now search for and book courses or access your personal learning environment "MyTraining".



The screenshot shows the Siemens SITRAIN website interface. At the top right, there is a navigation bar with the text 'SITRAIN Deutschland' and a search bar. To the right of the search bar, the 'MyTraining' link is highlighted with a red box, and a red arrow points to it. Below the navigation bar, there is a search bar with the text 'Suchergebnisse'. The main content area is titled 'Suche' and features a search input field. Below the search bar, there are several filter categories: 'Alle (991)', 'Präsenztrainings (360)', 'Online-Training (Trainer-geführt) (183)', 'Learning Journey (24)', 'Lernweg (14)', 'E-Learning (Selbststudium) (35)', and 'Infoseiten (375)'. On the left side, there is a 'Filtern nach' section with options for 'Sprache', 'Thema', 'Land' (with 'Deutschland (980)' selected), and 'Zeitraum'. Below the filters, there are two buttons: 'Filter zurücksetzen' and 'Filter anwenden'. The main content area displays a table of search results with columns for 'Titel und Beschreibung', 'Sprache', and 'Land'. The first result is a 'Learning Journey' titled 'Learning Journey - SINAMICS S120 - Parameterizing and Commissioning in the TIA Portal (DR-S12-PMT-LJ)' in English (en) and Germany (DE). The second result is a 'Learning Journey' titled 'Learning Journey - App-Entwicklungs-Workflow für Industrial Edge (TIA-EDGEADW-LJ)' in German (de) and Germany (DE).

Do you have any questions about the registration process? The SITRAIN customer service team will be happy to help you.

SITRAIN customer service

Phone: +49 (0)911-895-7575

E-Mail: sitrain.de@siemens.com